

1 Title: "What is it like to be a bat?" - a pathway to the answer from the Integrated  
2 Information Theory

3

4 By Naotsugu Tsuchiya<sup>1,2</sup>

5

6 1. School of Psychological Sciences, Monash University, Melbourne, Australia,

7 3168

8 2. Monash Institute of Cognitive and Clinical Neuroscience, Monash University,

9 Australia, 3168

10

11 May 10, 2016

12

1 **Abstract:**

2 What does it feel like to be a bat? Is conscious experience of echolocation closer to  
3 that of vision or audition? Or, do bats process echolocation non-consciously, such  
4 that they do not feel anything about echolocation? This famous question of bats'  
5 experience, posed by a philosopher Thomas Nagel in 1974 (Nagel, 1974), clarifies  
6 the difficult nature of the mind-body problem. Why a particular sense, such as vision,  
7 has to feel like vision, but not like audition, is totally puzzling. This is especially so  
8 given that any conscious experience is supported by neuronal activity. Activity of a  
9 single neuron appears fairly uniform across modalities, and even similar to those for  
10 non-conscious processing. Without any explanation on why a particular sense has  
11 to feel the way it does, researchers cannot approach the question of the bats'  
12 experience. Is there any theory that gives us a hope for such explanation? Currently,  
13 probably none, except for one. Integrated Information Theory (IIT), proposed by  
14 Tononi in 2004 (Tononi, 2004) has potential to offer a plausible explanation. IIT  
15 essentially claims that any system that is composed of causally interacting  
16 mechanisms can have conscious experience. And precisely how the system feels is  
17 determined by the way the mechanisms influence each other in a holistic way. In  
18 this article, I will give a brief explanation of the essence of IIT. Further, I will briefly  
19 provide a potential scientific pathway to approach bats' conscious experience and  
20 its philosophical implications. If IIT, or its improved or related versions, is validated  
21 enough, the theory will gain credibility. When it matures enough, predictions from  
22 the theory, including nature of bats' experience, will have to be accepted. I argue  
23 that a seemingly impossible question about bats' consciousness will drive empirical  
24 and theoretical consciousness research to make big breakthroughs, in a similar way  
25 as an impossible question about the age of the universe has driven modern  
26 cosmology.

27

28 1. Introduction

29

30 The title of Thomas Nagel's 1974 article "What is it like to be a bat?" articulates the  
31 immense difficulty of the mind-body problem. Bats sense the outside world by what  
32 is called "echolocation" (Jones, 2005). They produce a sound, receive its echo in  
33 virtue of which they detect the presence of a prey at a certain distance and direction.  
34 Despite extensive investigation into echolocation in terms of ecology and neural  
35 mechanisms, we have no idea what it is like to be a bat. Do bats experience  
36 echolocation as closer to their visual or auditory experience? Or do they not feel  
37 anything, like our non-conscious processing?

38

39 We know that bat brains and our brains are composed of neurons. Each neuron  
40 excites or inhibits other neurons that are connected via synapses. These  
41 biophysical principles are conserved across biological species. We also know that  
42 our conscious experience is generated by neurons in the brain, though we don't  
43 know exactly how. If we knew the principles for how various conscious experiences  
44 are generated in a human brain, it should be possible to understand<sup>1</sup> what kinds of  
45 experiences are generated in a bat brain.

46

47 Currently, most neuroscientists have no idea about what those principles could  
48 possibly be. To come closer to such principles, we might need to know a lot more  
49 about the brain. From microscopic to macroscopic levels, there are countless  
50 questions, and neuroscientists worldwide are tackling them everyday. It might take  
51 another 10, 20 or 100 years to come up principles for the mind-body problem. It is  
52 also plausible, however, that it is not the lack of knowledge that keeps us from a  
53 solution, but rather that there is a crucial idea that is missing: an idea that can  
54 dissolve the mystery that stands in between consciousness and the brain.

---

<sup>1</sup> I will clarify what I mean by "understand" here in later sections.

55

56 To address bat consciousness, what we need is a theory that can tell us “this is  
57 what it’s like to be a bat” if we understand all physical properties of the bat brain.  
58 Specifically, the theory should consist of a set of laws, which jointly translate  
59 information about the brain (connectivity and a pattern of neural activity) into a  
60 subjective experience. The theory should be empirically testable and falsifiable in  
61 some way.

62

63 Since it's impossible to become a bat, one may conclude any such theory is  
64 untestable and unfalsifiable. Surely, we cannot directly test a theory on bat  
65 consciousness, but neither can we directly test theories on how the universe started  
66 or how the life has emerged and evolved. The theories of the latter kind, however,  
67 are considered testable and falsifiable, because we have scientific constructs, such  
68 as relativity and quantum mechanics, biochemistry and DNA, and indirect evidence  
69 like astronomical observations and the fossil record, which give us answers to  
70 questions that are not directly testable. The only difference is that these theories  
71 have made many predictions in the past, and they have been supported by  
72 accumulated evidence over time, to the extent that seemingly untestable  
73 predictions are accepted. In this article, I propose to take a similar approach for  
74 consciousness research; to empirically test a promising theory and to refine it to the  
75 limit so that we can approach the seemingly untestable question of what it’s like to  
76 be a bat. I will focus on integrated information theory (IIT) (Tononi, 2004), which  
77 makes many qualitative predictions that are empirically testable.

78

79 What should we expect from a theory of consciousness and the brain as a starting  
80 point? Given that we can experience only our own consciousness, the theory has to  
81 explain all enigmatic features of the relationship between our own consciousness  
82 and the brain. To give examples of these mysteries: Why do I lose consciousness  
83 when I sleep or go under general anesthesia? Why is the activity in some parts of

84 my brain (e.g. the cerebellum) seemingly irrelevant to what I am experiencing now?  
85 Why are any two moments of visual experience much more similar to each other  
86 than visual and auditory experiences?

87

88 Even if a theory provides answers to these problems, it is not enough. We should  
89 also expect the theory to explain and predict the conscious experience of other  
90 persons purely based on his/her neural connectivity and activity. To test the validity  
91 of the theory's explanation and prediction, rare forms of conscious experience will  
92 be most informative. For example, synesthetic experience (e.g., seeing color when  
93 hearing sound (V. Ramachandran & Hubbard, 2001) and substituted sensory  
94 experience (e.g., seeing through the auditory modality (Bach-y-Rita & S, 2003)) are  
95 hard cases to imagine what it feels like. So far, none of these phenomena have  
96 been theoretically explained based on connectivity and activation states of the  
97 neural system. An ideal theory should be able to predict who experiences what  
98 kinds of experience, just based on the brain data, without a need to ask their  
99 experience.

100

101 Further, the theory should explain and make predictions about animal  
102 consciousness, which is not directly verifiable by us. With certain animal species,  
103 however, there are strong cases to believe in what trained animals reports about  
104 their percept. For example, macaque monkeys can be trained to report on their own  
105 percept while viewing ambiguous stimuli, such as binocular rivalry. Of course, we  
106 cannot trust their reports as they are just by the fact that they can report percept in  
107 such a situation. However, when these ambiguous trials can be interleaved with  
108 unambiguous trials. In these unambiguous trials, stimulus characteristics are  
109 carefully manipulated to reveal highly homologous behavioral performance to  
110 humans'. Techniques such as this have strengthened the case to believe that  
111 monkeys and humans have similar visual experience in various situations (Leopold,  
112 Maier, & Logothetis, 2003; Wilke, Logothetis, & Leopold, 2006). Trained rats can

113 show the evidence of their ability for "metacognition". In a sensory discrimination  
114 task, when they are given an option to "skip" a trial in addition to the two alternative  
115 forced choices, rats do skip more trials when the stimulus is ambiguous and  
116 decision is more difficult {Kepecs, 2008 #2307}. Based on fine details of neural  
117 connectivity and activity patterns in these animals, the theory of consciousness  
118 should predict conscious perception and metacognition in these animals, which fill  
119 strongly validate the theory.

120

121 We would gain more confidence in accepting what a theory predicts about bat  
122 consciousness if it can withstand the critical validations through human and animal  
123 testing suggested above. If successful, there would be no real difference between  
124 what we can accept about the predictions of the beginning of the universe, evolution  
125 of life and the consciousness of a bat.

126

127

128 2. Puzzles of consciousness and the brain

129

130 In this section, I will consider several candidate theories that aim to explain what we  
131 know about the relationship between consciousness and the brain. The more we  
132 learn about the facts about neurons and brains, the more puzzled we become about  
133 how brains generate consciousness. For example, people who know little about  
134 brains may assume that we lose consciousness when we sleep because the brain  
135 turns off like electrical equipment. However, according to various measures, brains  
136 during deep sleep without dreams are far from inactive (Dang-Vu et al., 2008;  
137 Schabus et al., 2007). Some brain-damaged patients who recovered from loss of  
138 consciousness may show very low metabolic activity, while other patients who  
139 remain unconscious can show high levels of metabolism. Thus, any theory that tries  
140 to explain consciousness simply based on the degree of neural activity fails to  
141 provide a reasonable explanation (Massimini & Tononi, 2015).

142

143 In the face of this puzzle, scientists have suggested that some form of "complexity"  
144 is necessary and sufficient for consciousness. But our experience is generated only  
145 by a part of the brain, and this fact is difficult to explain by complexity theories.  
146 When critical parts of the cortex and thalamus (a connectivity hub beneath the  
147 cortex) are impaired, we lose consciousness entirely (Bogen, 1995; Laureys, 2005).  
148 On the other hand, restricted injury to specific parts of the cortex can lead to loss of  
149 specific kinds of content, such as loss of some aspects of vision (V. S.  
150 Ramachandran & Blakeslee, 1998). Further, loss of a cerebellum, which contains  
151 four times more neurons than the cortico-thalamic system (Herculano-Houzel,  
152 2012), hardly affects any aspects of consciousness (Lemon & Edgley, 2010; Yu,  
153 Jiang, Sun, & Zhang, 2015). As long as the cortico-thalamic and the cerebellar  
154 system cannot be distinguished in terms of "complexity", complexity explanations  
155 are far from satisfactory. Further, complexity theories also fall short of explaining  
156 contents of consciousness. Seeing, hearing, and touching are all supported by  
157 neurons in the cerebral cortex and the thalamus. Just how vision could be  
158 distinguished from audition in terms of complexity is very unclear: is vision more  
159 complex than audition? Less? Is it a different kind of complexity? If so, what could it  
160 be that makes both kinds of complexity different kinds of conscious?

161

162 As a neural correlate of consciousness, more specific forms of interactions between  
163 neurons have also been proposed, such as synchronous activity of neurons (Engel  
164 & Singer, 2001), global availability of information (Dehaene, 2014), and recurrent  
165 feedback activation (Lamme, 2010). These processes are all suited to sustain  
166 neural activity for a short-term and to facilitate communication across distant brain  
167 areas. However, these can be observed during loss of consciousness as in  
168 dreamless sleep or general anesthesia, and in the non-conscious cerebellum. More  
169 critically, they have no specificity to explain the distinct phenomenology between  
170 different senses. Why does vision feel like vision? Within vision, why does color feel

171 different from shape, despite both being generated in the visual cortex? Whatever is  
172 critical for consciousness should be specific for the cortico-thalamic system during  
173 the awake and the dreaming state, and should be differentiable in ways that allow  
174 us to understand different modalities and their particular characteristics. What is this  
175 critical factor?

176

177 All the neurons in the brain operate under the same principle; they are connected  
178 with other neurons, receiving and sending electrical signals called spikes. The brain  
179 regions that are responsible for visual discrimination of colors and auditory  
180 discrimination of pitches both use the same spike mechanisms. Why do we  
181 experience these differently, if they are supported by the same mechanisms?  
182 Similarly puzzling is the fact that much of neural activity, even within the cerebral  
183 cortex, does not correlate with any aspects of phenomenology (Koch, 2004). What  
184 are the differences between neural activity resulting in consciousness and neural  
185 activity resulting in unconsciousness? Without a theory that can account for all  
186 these problems, we are very far from making reasonable predictions about what it is  
187 like to be a bat.

188

189

190 3. Integrated information theory in a nutshell

191

192 One of the most promising approaches available at the moment is the Integrated  
193 Information Theory (IIT), originally proposed by Tononi in 2004 (Tononi, 2004). IIT  
194 indeed has claimed that it would address the problem of bat consciousness, if  
195 sufficiently developed (e.g., p229 in (Tononi, 2008)). The original theory has  
196 undergone several revisions over the years, especially in its mathematical  
197 formulations (Balduzzi & Tononi, 2008, 2009; Oizumi, Albantakis, & Tononi, 2014;  
198 Tononi, Boly, Massimini, & Koch, 2016), but the core ideas remain the same.

199



200 IIT gives adequate explanations for all the problems raised in the previous section.  
201 In sum, IIT proposes that a system that is composed of multiple causal mechanisms  
202 that influence each other will experience something. Contents of consciousness  
203 (also known as qualia (Balduzzi & Tononi, 2009; Kanai & Tsuchiya, 2012)) are  
204 determined by the way these mechanisms causally interact with one another. This  
205 only gives an intuitive idea of IIT. To precisely understand the IIT, one needs to read  
206 through math-heavy papers (Balduzzi & Tononi, 2008, 2009; Hoel, Albantakis, &  
207 Tononi, 2013; Oizumi et al., 2014; Tononi et al., 2016). However, an intuitive  
208 understanding of IIT is enough for my purpose here, which is to provide a pathway  
209 to approaching the consciousness of bats.

210

211 IIT starts from seriously considering one's own phenomenology<sup>2</sup>. The theory  
212 identifies five fundamental properties of consciousness (Oizumi et al., 2014; Tononi,  
213 2015): 1) *existence*: consciousness exists intrinsically and a conscious subject  
214 cannot doubt one's ongoing experience; 2) *composition*: any experience is  
215 composed of various modalities (e.g., vision, audition) and various aspects within  
216 each modality (e.g., visual motion, faces and objects, colors within objects); 3)  
217 *information*: one moment of consciousness is extremely "informative" and  
218 differentiated to an experiencing subject, in a sense that one experience excludes  
219 all other potential experiences that the subject could have had at that moment; 4)  
220 *integration*: parts of a conscious experience are bound together and experienced as  
221 a whole, that is, different aspects of an experience are not experienced separately  
222 but always as integrated parts of one unified whole (e.g., one cannot separate  
223 auditory experience and visual experience); and 5) *exclusion*: consciousness has a

---

<sup>2</sup> Starting from phenomenology and proposing neural mechanisms is a highly distinguishing strategy of IIT. Most other approaches for consciousness, as reviewed in section 2, start from observing the neural activity in experimental situations, then try to think how such neural activity gives rise to consciousness. That pathway of explanation (neuron -> consciousness) may be very Hard (Chalmers, 1996), but possibly not the other way around as taken by IIT.

224 definite spatiotemporal grain – it flows at a definite speed and has a definite scale –  
225 and no other overlapping conscious experience exists at another scale or speed.  
226 Any phenomenal distinction that does not meet the spatiotemporal grain (e.g., too  
227 fast or too slow) is excluded and not experienced.

228

229 IIT attempts to discover the physical mechanisms that can support these  
230 phenomenological properties. The exact forms of the postulated mathematical  
231 expressions of these mechanisms have evolved across the versions of the theory  
232 (Balduzzi & Tononi, 2008, 2009; Oizumi et al., 2014; Tononi, 2004). Common to all  
233 is that they involve the critical notion of integrated information, usually denoted as “ $\phi$ ”  
234 ( $\phi$ ). The more advanced and updated version has more sophisticated  
235 mathematical formulations, but it comes at a cost for intuitive understanding and for  
236 feasibility of validation through experiments. Below, I briefly explain the core  
237 features of IIT using a framework based on the second generation of the IIT  
238 (Balduzzi & Tononi, 2008; Oizumi, Amari, Yanagawa, Fujii, & Tsuchiya, 2016). The  
239 second generation lacks some theoretically important aspects (e.g., distinction  
240 between cause in the past and effects in the future) implemented in the third  
241 generation, but it has several advantages. Most importantly for our purposes is that  
242 it is easier to understand through simple numerical examples, such as the one  
243 given below. Further, it is much more feasible to compute integrated information  
244 patterns from empirical neuronal recordings (Haun et al., 2016). These properties  
245 make the second generation of IIT perfectly suitable for the purpose of this paper.

246

247 [Figure 1 around here]

248

249 To explain how the concept of integrated information,  $\phi$ , captures the fundamental  
250 properties of consciousness (Oizumi et al., 2014; Tononi, 2004, 2008, 2012), let's  
251 consider the simple example given in Figure 1. Figure 1a depicts all four possible  
252 states (1-4) of a system, composed of two neurons. Each neuron is either "on" or

253 "off" at any time. Each neuron copies the state of the other with a time delay ( $\tau$ ). In  
254 this situation (with the connectivity and the rule for each neuron's firing), if the  
255 present state is "off-on" (Figure 1b, right), then the past state (Figure 1b, left) must  
256 have been "on-off".

257

258 In an information theoretic jargon, the present state is said to remove uncertainty  
259 about the past. If the present state is unknown, uncertainty about the past state is  
260 maximal; the four states of this system (i.e., on-on, off-off, on-off, or off-on) are  
261 equally likely. We can quantify the degree of uncertainty with a concept of entropy  
262 ( $H$ ). Entropy quantifies possible variability of the system (usually with the logarithm  
263 with a base of 2 of the number of possible states of the system). Here,  $H = \log_2(\text{the}$   
264 *number of possible states*) =  $\log_2(4) = 2$ . The remaining uncertainty after knowing the  
265 present state is called conditional entropy ( $H^*$ ) and  $H^* = \log_2(1) = 0$ .

266

267 Now, the concept of "information" can be defined as reduction of uncertainty. The  
268 more information you have, the less uncertain you are. Another mathematical  
269 concept, called mutual information,  $I$ , is defined as  $H - H^*$  to capture this idea formally.  
270 In the above case, mutual information,  $I$ , between the present state and the past  
271 state is  $I = H - H^* = 2$ .

272

273 Integrated information ( $\phi$ ) is the difference between the information derived from the  
274 whole system ( $I$ ) compared with the sum of the information arising from its parts ( $I^*$ ):  
275  $\phi = I - I^*$ . In the above example, if the system is cut into two parts (Figure 1c),  
276 each part cannot specify its past state even if its present state is known, thus  $I^* = 0$ ,  
277 and  $\phi = 2$ . In other words,  $\phi$  quantifies how much information is lost if the whole  
278 system is cut into its constituent parts.

279

280 Importantly,  $\phi$  can be exhaustively computed for any subset in the system. For a  
281 system of three neurons, A, B, and C (Figure 1d),  $\phi$  is defined for all subsets,

282 including AB, AC, BC as well as ABC. Once we exhaustively compute integrated  
283 information for all subsets, there is a hierarchical pattern of integrated information.  
284 Say, AB and ABC are high, BC is low, and AC is 0. This nested and compositional  
285 structure of integrated information is postulated to correspond to compositionality of  
286 experience. When we experience a face, it is composed of experience of parts,  
287 such as eyes, nose and mouth. An experience of a face is also a subset of larger  
288 experience of vision, composed of other objects and background. Visual experience  
289 is also embedded in an experience composed of all sensory modalities.

290

291 [Figure 2 around here]

292

293 In addition to the basics described above, there are two concepts that are crucial to  
294 understand how IIT treats non-conscious processing: the Minimum Information  
295 Partition (MIP) and the exclusion principle.

296

297 The MIP can be considered as the most appropriate way to cut the system when  
298 one tries to compute  $I^*$  in the step depicted in Figure 1c. In Figure 2, we consider 2  
299 pairs of 2 neurons, where there is an interaction within each pair, but not at all  
300 between the pairs. If we compute  $\phi$  of the entire system with a cut between the left  
301 and the right pair,  $\phi$  for the entire system is correctly identified as 0 (Figure 2a).

302 (This cut "minimizes" information between the cut parts, thus it is called the MIP.)

303 But if we cut it through the interacting pairs between the upper and the lower half  
304 (Figure 2b),  $\phi$  is overestimated as non-zero.

305

306 The exclusion principle relates how to find the most critical subset of the system.  
307 According to the exclusion principle, which IIT postulated based on the exclusive  
308 property of phenomenology, the subset that has the largest  $\phi$ , which is called  
309 "complex" in IIT, only matters for consciousness. In Figure 2c, we consider an  
310 example of 3 strongly interacting neurons ABC and additional neuron D. In this case,

311 the maximal interactions can be identified within ABC. Any cut introduced to ABC  
312 always reduces integrated information. Further, adding D to ABC will introduce a  
313 very weak link to the system. In this case, the cut between ABC and D will make  
314  $\phi_{ABCD}$  to be nearly 0. Any neural interaction outside of the complex corresponds to  
315 non-conscious processing. Here, IIT predicts that interaction between C and D is  
316 not experienced by the complex, ABC.

317

318 Important for the discussion in this paper is IIT's explanation on how uniqueness of  
319 each sensory modality arises. According to IIT, the uniqueness arises from the way  
320 each mechanism in the complex causally interacts with others, constructing a  
321 specific pattern of integrated information. For example, the "visualness" of visual  
322 experience is determined not only by the way visual neurons interact with other  
323 visual neurons, but it also depends on how the visual neurons interact with auditory  
324 neurons and other neurons within the complex (Figure 2d). Likewise, within visual  
325 quality, patterns of integrated information for color should have unique properties,  
326 which distinguish them from patterns of integrated information for shape.  
327 Relationships between these patterns define quality of color and shape. In other  
328 words, the meaning of neural interactions, or quality of experience for which they  
329 are responsible, can be determined only by the interactions with other neural  
330 interactions in a holistic manner.

331

332 This intuitive summary of IIT will be our guide for the rest of the paper. According to  
333 these principles, IIT explains the known neural basis of consciousness and makes  
334 further predictions. The more variable interactions a system can have, the richer  
335 conscious phenomenology it can entertain. Not all interactions matters, as any  
336 interactions that are outside of the complex have no effects on the complex, leading  
337 to non-conscious processing. It is the connectivity and the activation patterns that  
338 eventually determine exactly what types of conscious experience a system has at

339 each moment. The theory, in principle, can get us closer to approaching bats'  
340 experience.

341

342

343 4. A framework for empirical testing of IIT towards understanding bats'  
344 consciousness

345

346 4.1 Computing integrated information patterns from neural activity

347

348 Applying these IIT concepts as they are to a real human brain, which is composed  
349 of  $10^{11}$  neurons and  $10^{14}$  synaptic connections, is currently impossible for practical  
350 purposes. Thus, we need some gross approximations for these concepts when we  
351 empirically test explanations and predictions from IIT (Barrett & Seth, 2011; Chang  
352 et al., 2012; Lee, Mashour, Kim, Noh, & Choi, 2009; Oizumi, Amari, et al., 2016;  
353 Oizumi, Tsuchiya, & Amari, 2016; Tegmark, 2016). With approximations, our  
354 research group has computed patterns of integrated information from real neural  
355 activities recorded in awake human patients while they reported what they see in  
356 each trial in several tasks (Haun et al., 2016) (Figure 3). The result is consistent with  
357 an idea and prediction from IIT, which is that patterns of particular types of neural  
358 interactions determine quality of a particular aspect of experience. While this  
359 research program is still at an early stage, we can now compute patterns of  
360 integrated information based on neural recordings and test if such patterns  
361 correspond to what subjects experience.

362

363 [Figure 3 around here]

364

365 4.2 No-report paradigms to understand consciousness in non-speaking animals

366

367 Contents of consciousness at perceptual thresholds would require us to test if

368 patterns of integrated information correspond to perceptual reports in a trial-by-trial  
369 manner (Haun et al., 2016). However, the act of perceptual reports may activate  
370 various brain areas that are neither necessary nor sufficient for conscious  
371 experience per se. Recently developed "no-report" paradigms remove strict  
372 requirements of perceptual reports from subjects by manipulation of their conscious  
373 experience through instructions/expectations or by reliable inference of conscious  
374 contents through bodily signals, such as eye movements (Tsuchiya, Wilke, Frässle,  
375 & Lamme, 2015). No-report paradigms have implied that certain parts of the brain  
376 areas, such as the prefrontal areas, may not be related to consciousness, but more  
377 to do with the act of the reports (Koch, Massimini, Boly, & Tononi, 2016).

378

379 No-report paradigms are especially powerful to infer the nature of experience in  
380 animals, as they remove difficulties associated with training animals to reliably  
381 reports their percepts. No-report paradigms for simple perceptual discriminations,  
382 such as discriminations of visual and auditory stimuli would be feasible to develop  
383 for humans and various animals, especially without any perceptual masking. Once  
384 we establish no-report paradigms and record neuronal activities, we can then  
385 compare the structure of conscious experience and the patterns of integrated  
386 information across various sensory modalities and animal species, which brings us  
387 closer to bat consciousness. A remaining difficulty is comparing structures of  
388 consciousness and patterns of integrated information. Such comparisons can be  
389 formally achieved by a mathematical formalism, called category theory.

390

391

392 4.3 Category theory to link consciousness and patterns of integrated information  
393 across different modalities and animal species

394

395 Towards empirical studies of bat consciousness, we have to examine what types of  
396 relationships exist among completely distinct domains. We need to compare visual

397 and auditory consciousness, consciousness for humans and bats, and crucially, the  
398 domain of conscious experience and the domain of mathematics (integrated  
399 information). Mathematical formalism, called category theory (Awodey, 2010; Mac  
400 Lane, 1998) is a powerful tool to achieve such a goal (Tsuchiya, Taguchi, & Saigo,  
401 2016).

402

403 Category theory can be thought of as a more flexible version of set theory. It can  
404 precisely characterize relationships between two completely different domains of  
405 knowledge to the extent that what types of mathematical conclusions can be  
406 transferred from one domain to the other. Unlike set theory, category theory is  
407 developed to characterize the nature of "relationships" between objects (Tsuchiya  
408 et al., 2016). The category theory's focus on relationships rather than objects is very  
409 well suited for its application to the problems of consciousness as well as IIT, as the  
410 "relationships" are critical for both, as outlined above.

411

412 So far, category theory has been applied mainly in mathematics and physics. For  
413 example, by establishing a certain similarity between geometry and algebra, a very  
414 difficult theorem in geometry can be easily solved in algebra, which can be used as  
415 a proof of the theorem in geometry. Also, quantum mechanics, logic, and  
416 computation can be formally shown to be similar in some sense (Baez & Stay,  
417 2009), which allows proofs in one of these domains to be directly applied to the  
418 problems in the others. Importantly, category theory offers precise definitions about  
419 "similarity" in different degrees (e.g., a very strong similarity of "isomorphism" is  
420 weaker than "identity", (Tsuchiya et al., 2016)). Different levels of transfer of  
421 knowledge between the categories can be achieved at different levels of similarity  
422 between categories.

423

424 For our purpose, we need to formally compare across categories of consciousness,  
425 which varies in modalities (e.g., vision, audition), animal species (e.g., humans,



426 bats), and categories of mathematical structures, such as integrated information  
427 patterns. Being mathematical objects, integrated information patterns as a category  
428 should be relatively easy to deal with in category theory. To characterize categories  
429 of consciousness, some framework in mathematical psychophysics (Hoffman,  
430 1966) combined with no-report paradigms in animals will be useful.

431

432 Once these domains are characterized as categories, we can investigate the nature  
433 of the relationships among these categories (Figure 4). How are visual and auditory  
434 consciousness different and similar to each other? Under no-report paradigms, is  
435 visual experience in humans comparable with those in monkeys (Crick & Koch,  
436 2003; Leopold et al., 2003), rats, and bats? What about auditory experience? We  
437 can ask the corresponding questions with respect to patterns of integrated  
438 information across animals and modalities. Of course, it is critical to ask if the  
439 domain of consciousness and integrated information patterns correspond at each  
440 level. If not, it implies the mathematical structures proposed by IIT are wrong, a  
441 potentially powerful way to reject IIT in the currently proposed format.

442

443 Now, coming back to bats, what happens if we apply the same IIT analyses to bats'  
444 brain? If patterns of integrated information from their echolocation area are more  
445 similar to those generated in the visual than the auditory cortex, then, the theory  
446 predicts that experience of echolocation should be similar to those of visual  
447 experience. If they are closer to those originating from the auditory areas, quality of  
448 echolocation is closer to sense of sound. If bats are not really experiencing anything  
449 with echolocation, much like non-conscious processing, IIT would predict that  
450 patterns from the echolocation area is very low in magnitude without much variety,  
451 residing mainly outside of the complex. Perhaps, processing modules for  
452 echolocation may be parallel and independent, like those of our non-conscious  
453 cerebellar system. The outline above is a potential pathway to understand bat  
454 consciousness.

455

456

457 5. Concluding remarks

458

459 Some explanations and predictions from IIT are still not yet developed and most of  
460 them have not been directly empirically tested. Some of them are even untestable.  
461 However, similar to the age of the universe or the evolutionary theory, the theory  
462 can be grounded by available evidence and make progress. There are growing  
463 interests in empirically testing the theory and the tools that enable testing are being  
464 developed. Rejecting IIT as non-testable theory would be premature.

465

466 If IIT is validated, it will have significant philosophical implications. IIT is unlikely to  
467 be easily categorized as one of the traditional options in philosophy, be it  
468 physicalism, dualism, panpsychism or others. IIT starts from the phenomenology,  
469 acknowledging that one cannot doubt one's own ongoing conscious experience.  
470 But its essence is to try to find physical substrates of consciousness. Note that  
471 essential relationships in IIT are those between consciousness and mathematical  
472 structures derived from the physical substrates, not between consciousness and  
473 matter as is usually debated in philosophy. This means that two distinct physical  
474 substrates can generate identical consciousness. Also, IIT does not assume  
475 everything is conscious (Tononi & Koch, 2015), which is a direct consequence of  
476 the exclusion principle, which says that only the local maxima of integrated  
477 information is relevant for consciousness. In other words, if a neuron (or a  
478 fundamental particle, or whatever) participates in my current consciousness, it  
479 cannot participate in any consciousness at smaller or bigger scales. This seems a  
480 feature that is present in most versions of panpsychism (Skrbina, 2003)<sup>3</sup>. It would  
481 be an interesting project in philosophy to clarify theoretical issues surrounding IIT

---

<sup>3</sup> This exclusion principle solves the "combination problem" in panpsychism.

482 and how it fits (or not) with the traditional classifications and options available in  
483 philosophy of mind.

484

485 An approach outlined in this article is neuroscientific and empirical, allowing us to  
486 attack the problem of bat consciousness. Especially with ever-advancing  
487 techniques in identifying anatomical connections and recording from many neurons  
488 simultaneously as well as in manipulating the connections and states of neurons,  
489 this line of research will be highly possible and fruitful, especially when combined  
490 with more sophisticated computational analyses (Tononi et al., 2016; Tsuchiya,  
491 Haun, Cohen, & Oizumi, 2017). Starting with one's own phenomenology, the theory  
492 tries to come up with a mathematical framework, which explains the quality of  
493 consciousness based on neural connectivity and activity. The theory would start  
494 explaining one's own phenomenology, but should be gradually extended and  
495 confirmed to other humans who can report. Then, to animals who are trained to  
496 report with careful manipulations (Kepecs, Uchida, Zariwala, & Mainen, 2008; Kiani  
497 & Shadlen, 2009; Leopold et al., 2003), and through to humans in no-report  
498 paradigms including people without report capability (e.g., babies, injured subjects)  
499 (Tsuchiya et al., 2015). Across various modalities and animals, we need to verify if  
500 the structure of consciousness corresponds to that of the proposed mathematical  
501 structure, such as integrated information patterns. Category theory (Awodey, 2010;  
502 Mac Lane, 1998) is a powerful mathematical tool to bridge these two distinct  
503 domains of knowledge (Tsuchiya et al., 2016). If IIT makes a highly counter-intuitive  
504 prediction, yet empirical tests confirm it, IIT will gain the credibility. As the credibility  
505 of IIT gradually builds up, we can gradually increase our trust in the theory to infer  
506 conscious experience in animals, eventually in bats.

507

508 Although it may be practically impossible to understand bats' phenomenology in  
509 every detail, the research project I outlined above would be sufficient to give a  
510 highly credible answer as to whether the bat's echolocation is closer to audition,

511 vision or non-conscious processing. Identifying the neuronal connectivity in bats'  
512 brain and understanding their neural activation patterns, analysed according to the  
513 IIT's principles will give a fairly educated and grounded answer, assuming that IIT is  
514 correct.

515

516 Still, such an answer may be too far from the certainty that we would like to achieve  
517 eventually. At the moment, however, the precision of any guess on quality of  
518 consciousness in other species is very bad and it has no possibility of  
519 generalization across species in a quantitative way. If IIT is validated enough to the  
520 extent that we can believe, for example, bats' echolocation should feel like vision,  
521 but not audition, that would be a tremendous breakthrough in consciousness  
522 research! Consider the age of the universe. 1000 years ago, we had no idea about  
523 the age of the universe. With current precision cosmology, however, the estimate of  
524 13.7 billion years is believed to be with an estimated error of 1%. Actually, how  
525 many of us know the age of grandmothers or friends with 1% error?

526

527 Predicting the sensory experience based on a mathematical framework, be it IIT or  
528 anything else, might become possible and important soon in the future. Artificial  
529 neural circuits for repairing damaged brain areas are being developed. If we can  
530 attach/detach such circuits, we can test the prediction about how our sensory  
531 experience changes as we attach and detach the device. As restoring sensory  
532 deficits in patients due to disease or brain trauma is an important medical issue,  
533 there will be needs and potentials for such technology. Eventually, we may be able  
534 to develop an artificial "bat" circuit, which will allow us to directly experience "what it  
535 is like to be bats"!

536

537

538 Acknowledgement

539 The author's research was supported by Australian Research Council Future  
540 Fellowship (FT120100619) and Discovery Project (DP130100194). The author  
541 thanks Andrew Haun, Jennifer Windt, and Michael Dahlquist for their comments on  
542 the earlier version of this draft.  
543  
544

545

546 References

547 Awodey, S. (2010). *Category Theory*: Oxford University Press.

548 Bach-y-Rita, P., & S, W. K. (2003). Sensory substitution and the  
549 human-machine interface. *Trends Cogn Sci*, 7(12), 541-546.

550 Baez, J. C., & Stay, M. (2009). Physics, Topology, Logic and Computation: A  
551 Rosetta Stone. *Arxiv*.

552 Balduzzi, D., & Tononi, G. (2008). Integrated information in discrete dynamical  
553 systems: motivation and theoretical framework. *PLoS Comput Biol*, 4(6),  
554 e1000091. doi:10.1371/journal.pcbi.1000091

555 Balduzzi, D., & Tononi, G. (2009). Qualia: the geometry of integrated  
556 information. *PLoS Comput Biol*, 5(8), e1000462.  
557 doi:10.1371/journal.pcbi.1000462

558 Barrett, A. B., & Seth, A. K. (2011). Practical measures of integrated  
559 information for time-series data. *PLoS computational biology*, 7(1),  
560 e1001052. doi:10.1371/journal.pcbi.1001052

561 Bogen, J. E. (1995). On the neurophysiology of consciousness: I. An overview.  
562 *Conscious Cogn*, 4(1), 52-62.

563 Chalmers, D. J. (1996). *The conscious mind* (白楊社, Trans.). New York: Oxford  
564 University Press.

565 Chang, J. Y., Pigorini, A., Massimini, M., Tononi, G., Nobili, L., & Van Veen, B.  
566 D. (2012). Multivariate autoregressive models with exogenous inputs for  
567 intracerebral responses to direct electrical stimulation of the human  
568 brain. *Frontiers in human neuroscience*, 6, 317.  
569 doi:10.3389/fnhum.2012.00317

570 Crick, F., & Koch, C. (2003). A framework for consciousness. *Nat Neurosci*, 6(2),  
571 119-126.

572 Dang-Vu, T. T., Schabus, M., Desseilles, M., Albouy, G., Boly, M., Darsaud,  
573 A., . . . Maquet, P. (2008). Spontaneous neural activity during human  
574 slow wave sleep. *Proc Natl Acad Sci U S A*, 105(39), 15160-15165.

575 doi:10.1073/pnas.0801819105  
576 Dehaene, S. (2014). *Consciousness and the brain: Deciphering how the brain*  
577 *codes our thoughts*: Penguin.  
578 Engel, & Singer, W. (2001). Temporal binding and the neural correlates of  
579 sensory awareness. *Trends in Cognitive Sciences*, 5(1), 16-25.  
580 Haun, A., Kawasaki, H., Kovach, C., Oya, H., Howard, M. A., Adolphs, R., &  
581 Tsuchiya, N. (2016). Contents of Consciousness Investigated as  
582 Integrated Information in Direct Human Brain Recordings. *bioRxiv*,  
583 <http://dx.doi.org/10.1101/039032>.  
584 Herculano-Houzel, S. (2012). The remarkable, yet not extraordinary, human  
585 brain as a scaled-up primate brain and its associated cost. *Proc Natl Acad*  
586 *Sci U S A*, 109 Suppl 1, 10661-10668. doi:10.1073/pnas.1201895109  
587 Hoel, E. P., Albantakis, L., & Tononi, G. (2013). Quantifying causal emergence  
588 shows that macro can beat micro. *Proc Natl Acad Sci U S A*, 110(49),  
589 19790-19795. doi:10.1073/pnas.1314922110  
590 Hoffman, W. C. (1966). The Lie algebra of visual perception. *Journal of*  
591 *mathematical Psychology*, 3(1), 65-98.  
592 Jones, G. (2005). Echolocation. *Curr Biol*, 15(13), R484-488.  
593 doi:10.1016/j.cub.2005.06.051  
594 Kanai, R., & Tsuchiya, N. (2012). Qualia. *Current biology : CB*, 22(10),  
595 R392-396. doi:10.1016/j.cub.2012.03.033  
596 Kepecs, A., Uchida, N., Zariwala, H. A., & Mainen, Z. F. (2008). Neural  
597 correlates, computation and behavioural impact of decision confidence.  
598 *Nature*, 455(7210), 227-231. doi:10.1038/nature07200  
599 Kiani, R., & Shadlen, M. N. (2009). Representation of confidence associated  
600 with a decision by neurons in the parietal cortex. *Science*, 324(5928),  
601 759-764. doi:10.1126/science.1169405  
602 Koch, C. (2004). *The Quest for Consciousness: A Neurobiological Approach* (岩波  
603 書店, Trans.). CO: Roberts and Publishers.  
604 Koch, C., Massimini, M., Boly, M., & Tononi, G. (2016). Neural correlates of

605           consciousness: progress and problems. *Nat Rev Neurosci*, 17(5), 307-321.  
606           doi:10.1038/nrn.2016.22

607 Lamme. (2010). How neuroscience will change our view on consciousness.  
608           *Cognitive NeuroScience*, 1-57.

609 Laureys, S. (2005). The neural correlate of (un)awareness: lessons from the  
610           vegetative state. *Trends Cogn Sci*, 9(12), 556-559.

611 Lee, U., Mashour, G. A., Kim, S., Noh, G. J., & Choi, B. M. (2009). Propofol  
612           induction reduces the capacity for neural information integration:  
613           implications for the mechanism of consciousness and general anesthesia.  
614           *Consciousness and Cognition*, 18(1), 56-64.  
615           doi:10.1016/j.concog.2008.10.005

616 Lemon, R. N., & Edgley, S. A. (2010). Life without a cerebellum. *Brain*, 133(Pt  
617           3), 652-654. doi:10.1093/brain/awq030

618 Leopold, D. A., Maier, A., & Logothetis, N. (2003). Measuring subjective visual  
619           perception in the nonhuman primate. *Journal of Consciousness Studies*,  
620           10(9-10), 115-130.

621 Mac Lane, S. (1998). *Categories for the Working Mathematician*: Springer.

622 Massimini, M., & Tononi, G. (2015). *Nulla Di Piu Grande* (亜紀書房, Trans.).

623 Nagel, T. (1974). What Is It Like to Be a Bat? *The Philosophical Reveiw*, 83(4),  
624           435-450.

625 Oizumi, M., Albantakis, L., & Tononi, G. (2014). From the phenomenology to  
626           the mechanisms of consciousness: Integrated Information Theory 3.0.  
627           *PLoS Comput Biol*, 10(5), e1003588. doi:10.1371/journal.pcbi.1003588

628 Oizumi, M., Amari, S., Yanagawa, T., Fujii, N., & Tsuchiya, N. (2016).  
629           Measuring Integrated Information from the Decoding Perspective. *PLoS*  
630           *Comput Biol*, 12(1), e1004654. doi:10.1371/journal.pcbi.1004654

631 Oizumi, M., Tsuchiya, N., & Amari, S. (2016). A unified framework for  
632           information integration based on information geometry. *PNAS*.

633 Parvizi, J., Jacques, C., Foster, B. L., Withoft, N., Rangarajan, V., Weiner, K. S.,  
634           & Grill-Spector, K. (2012). Electrical stimulation of human fusiform



635 face-selective regions distorts face perception. *The Journal of*  
636 *neuroscience : the official journal of the Society for Neuroscience*, 32(43),  
637 14915-14920. doi:10.1523/JNEUROSCI.2609-12.2012

638 Ramachandran, V., & Hubbard, E. (2001). Synaesthesia--a window into  
639 perception, thought and language. *Journal of Consciousness Studies*,  
640 8(12), 3-34.

641 Ramachandran, V. S., & Blakeslee, S. (1998). *Phantoms in the Brain: Probing*  
642 *the Mysteries of the Human Mind*. New York: William Morrow.

643 Schabus, M., Dang-Vu, T. T., Albouy, G., Balteau, E., Boly, M., Carrier, J., . . .  
644 Maquet, P. (2007). Hemodynamic cerebral correlates of sleep spindles  
645 during human non-rapid eye movement sleep. *Proc Natl Acad Sci U S A*,  
646 104(32), 13164-13169. doi:10.1073/pnas.0703084104

647 Skrbina, D. (2003). Panpsychism as an underlying theme in western philosophy  
648 A survey paper. *Journal of Consciousness Studies*, 10(3), 4-46.

649 Tegmark, M. (2016). Improved Measures of Integrated Information. *Arxiv*,  
650 <http://arxiv.org/abs/1601.02626v02621>.

651 Tong, F., Nakayama, K., Vaughan, J. T., & Kanwisher, N. (1998). Binocular  
652 rivalry and visual awareness in human extrastriate cortex. *Neuron*, 21(4),  
653 753-759.

654 Tononi, G. (2004). An information integration theory of consciousness. *BMC*  
655 *Neurosci*, 5, 42.

656 Tononi, G. (2008). Consciousness as integrated information: a provisional  
657 manifesto. *Biol Bull*, 215(3), 216-242. doi:215/3/216 [pii]

658 Tononi, G. (2012). Integrated information theory of consciousness: an updated  
659 account. *Archives italiennes de biologie*, 150(2-3), 56-90.  
660 doi:10.4449/aib.v149i5.1388

661 Tononi, G. (2015). Integrated information theory. *Scholarpedia*, 10(1), 4164.

662 Tononi, G., Boly, M., Massimini, M., & Koch, C. (2016). Integrated information  
663 theory: from consciousness to its physical substrate. *Nat Rev Neurosci*,  
664 17(7), 450-461. doi:10.1038/nrn.2016.44

665 Tononi, G., & Koch, C. (2015). Consciousness: here, there and everywhere?  
666 *Philos Trans R Soc Lond B Biol Sci*, 370(1668).  
667 doi:10.1098/rstb.2014.0167

668 Tsuchiya, N., Haun, A., Cohen, D., & Oizumi, M. (2017). Empirical tests of  
669 integrated information theory of consciousness. In A. Haag (Ed.), *Return*  
670 *of Consciousness*. Sweden: Axon Foundation.

671 Tsuchiya, N., Taguchi, S., & Saigo, H. (2016). Using category theory to assess  
672 the relationship between consciousness and integrated information  
673 theory. *Neuroscience research*.  
674 doi:<http://dx.doi.org/10.1016/j.neures.2015.12.007>

675 Tsuchiya, N., Wilke, M., Frässle, S., & Lamme, V. A. (2015). No-Report  
676 Paradigms: Extracting the True Neural Correlates of Consciousness.  
677 *Trends in Cognitive Sciences*, 19(12), 757-770.

678 Wilke, M., Logothetis, N. K., & Leopold, D. A. (2006). Local field potential  
679 reflects perceptual suppression in monkey visual cortex. *Proc Natl Acad*  
680 *Sci U S A*, 103(46), 17507-17512. doi:0604673103 [pii]  
681 10.1073/pnas.0604673103

682 Yu, F., Jiang, Q. J., Sun, X. Y., & Zhang, R. W. (2015). A new case of complete  
683 primary cerebellar agenesis: clinical and imaging findings in a living  
684 patient. *Brain*, 138(Pt 6), e353. doi:10.1093/brain/awu239  
685  
686

687 Figure Legend

688

689 Figure 1. IIT in a nutshell (part 1). a) A system composed of 2 neurons. A state of  
690 each neuron is either on (white) or off (black). Each neuron copies the state of the  
691 other with a time delay of  $\tau$  (tau). As a system, it has 4 possible states, 1) both on,  
692 2) and 3) one on and the other off, and 4) both off. Uncertainty of the state is called  
693 entropy. We can quantify entropy (H) as  $\log_2(\text{the number of possible states}) =$   
694  $\log_2(4) = 2$ , in this case. b) If the present state (at time=t) of the two-neuron is  
695 "on-off" (i.e.,  $X(t)$ ="state 3 in a"), then, its past state at  $t-\tau$  had to be "off-on" (i.e.,  
696  $X(t-\tau)$ ="state 2 in a"), because each neuron copies the state of the other. Thus,  
697 knowing the present state removes all uncertainty about the past state. The  
698 reduction of uncertainty is quantified as mutual information:  $I=H-H^*=2-0=2$ . ( $H^*$   
699 quantifies the reduced uncertainty;  $H^*=\log_2(\text{the number of possible states given the}$   
700  $\text{present state})=\log_2(1)=0$  in this case.) c) If each neuron is considered separately,  
701 each cannot specify its own past state. A sum of the mutual information among  
702 separated parts is  $I^*$ . In this case,  $I^*=0$ . How much information is lost when the  
703 system is cut is integrated information:  $\phi=I-I^*=2-0=2$ . Note that all ingredients for  
704 integrated information, from H,  $H^*$ , I,  $I^*$  and  $\phi$  is a function of both the connectivity  
705 and the state of the system. d) Integrated information,  $\phi$ , can be considered for any  
706 subset of the system. For example,  $\phi_{AB}$ ,  $\phi_{BC}$ ,  $\phi_{CA}$ , and  $\phi_{ABC}$ , represent integrated  
707 information between A and B, B and C, and C and A, as well as among A, B and C.  
708

709 Figure 2. IIT in a nutshell (part 2). Non-conscious perception and uniqueness of  
710 each sensory modality. a-c) Key concepts to understand how IIT treats  
711 non-conscious processing are the Minimum Information Partition (MIP) and the  
712 exclusion principle. a) Two independent systems, as the case of two sets of two  
713 neurons depicted here, should have no integrated information because there is no  
714 interaction between the two sets. Each subset is identical to the example in Figure 1,  
715 with  $\phi=2$ . When two non-interacting subsets are considered with the appropriate cut

716 (MIP), there is no loss of information across the cuts ( $I = I^*$ , and  $\phi=0$ ). b) With an  
717 inappropriate cut, there is loss of information ( $I^*$  decreases), and integrated  
718 information is overestimated ( $\phi>0$ ). Thus, it is critical to estimate the MIP accurately.  
719 c) Another example of a 4-neuron system. If AB and AC are strongly interacting,  
720  $\phi_{ABC}$  will be above 0. If D just provides weak input to C, the MIP among ABCD is  
721 identified as ABC vs. D, correctly identifying  $\phi_{ABCD}$  to be nearly 0. IIT claims that the  
722 subset within a system that achieves the maximum  $\phi$  only matters for conscious  
723 experience of the system, and everything else is non-conscious (the exclusion  
724 principle). The local maximum subset is called a "complex" in IIT. In this example,  
725 the complex is ABC. A pattern of integrated information within ABC (i.e.,  $\phi_{AB}$ ,  $\phi_{BC}$ ,  
726  $\phi_{CA}$ , and  $\phi_{ABC}$ ) determines quality of experience of ABC. Any integrated information  
727 outside of the complex (e.g.,  $\phi_{CD}$ ) corresponds to non-conscious processing. d)  
728 Interactions among neurons in the complex determine the quality of experience in  
729 each modality. Peculiar quality of experience in each modality (e.g., visualness) is  
730 determined by patterns of integrated information within the neurons for that modality  
731 as well as those across modalities in a holistic manner. In other words, vision  
732 cannot feel like vision unless it is related with other senses.

733

734 Figure 3. An example of patterns of approximated integrated information,  $\phi^*$  (Oizumi,  
735 Amari, et al., 2016), from the actual neural recordings (Haun et al., 2016). a) We  
736 recorded intracranial neural activity in the fusiform gyrus, which is strongly  
737 suspected to generate conscious percept of a face (Parvizi et al., 2012; Tong,  
738 Nakayama, Vaughan, & Kanwisher, 1998). Recording was performed in awake  
739 subjects under epilepsy monitoring. Subjects performed several tasks and saw  
740 various stimuli under conscious and non-conscious conditions. 4 traces show the  
741 evoked neural activity when the patient consciously saw a face from channel A, B,  
742 C, and D. b) From the recordings, we computed necessary ingredient of integrated  
743 information ( $\phi^*$ ), which is entropy (H) and mutual information (I), for all subsets of A,

744 B, C and D, over time. Based on these, we computed  $\phi^*$  for each subset and each  
745 time. c) A magnitude of  $\phi^*$  over 11 subsets is represented as a shape at 400 ms  
746 after the stimulus onset. The height of each dot is the magnitude of  $\phi^*$  for each  
747 subsystem. For details see (Haun et al., 2016). d) Based on patterns of integrated  
748 information, we were able to infer what subjects consciously saw in each trial at a  
749 high precision, when the electrodes were implanted in the object sensitive area.  
750 Here, the dendrogram demonstrates that the pattern of integrated information was  
751 closely related to the image that the subject saw on each trial.

752

753 Figure 4. Schematic of how we address the question of bat's consciousness,  
754 combining IIT with category theory. Category theory allows us to compare  
755 distinctive domains of knowledge, such as structures of conscious experience and  
756 patterns of integrated information. If any change in experience changes integrated  
757 information pattern and vice versa, a strong relationship of "isomorphism" can be  
758 established between them, as IIT proposes (Oizumi et al., 2014). Other than  
759 isomorphic relation, category theory offers varying degrees of "similarity" (Tsuchiya  
760 et al., 2016). IIT needs to be validated to establish isomorphism between  
761 consciousness and mathematical structure across various animals. When that is  
762 achieved, similarity of integrated information patterns in bat's echolocation with  
763 those for vision, audition or non-conscious processing will be decisive as to the  
764 nature of bat consciousness.

1  
2  
3  
4  
5  
6  
7  
8  
9  
10  
11  
12  
13  
14  
15  
16  
17  
18  
19  
20  
21  
22  
23  
24  
25  
26  
27  
28  
29  
30  
31  
32  
33  
34  
35  
36  
37  
38  
39  
40  
41  
42  
43  
44  
45  
46  
47  
48  
49  
50  
51  
52  
53  
54  
55  
56  
57  
58  
59  
60

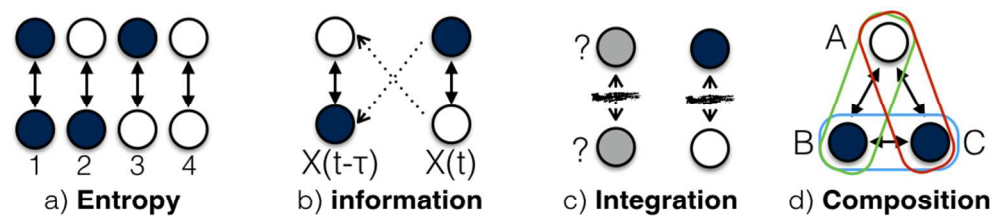
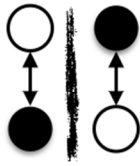


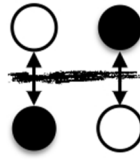
Figure 1

287x110mm (96 x 96 DPI)

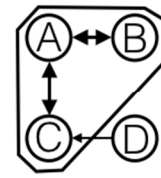
1  
2  
3  
4  
5  
6  
7  
8  
9  
10  
11  
12  
13  
14  
15  
16  
17  
18  
19  
20  
21  
22  
23  
24  
25  
26  
27  
28  
29  
30  
31  
32  
33  
34  
35  
36  
37  
38  
39  
40  
41  
42  
43  
44  
45  
46  
47  
48  
49  
50  
51  
52  
53  
54  
55  
56  
57  
58  
59  
60



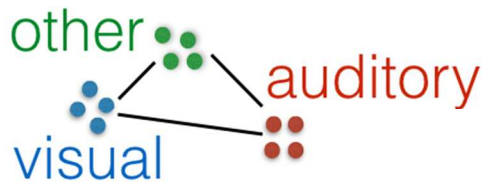
a) Minimum Information Partition (MIP)



b) False partition



c) Exclusion Complex=ABC



d) Relationship among elements within a complex determines quality of experience

Figure 2

240x155mm (96 x 96 DPI)

1  
2  
3  
4  
5  
6  
7  
8  
9  
10  
11  
12  
13  
14  
15  
16  
17  
18  
19  
20  
21  
22  
23  
24  
25  
26  
27  
28  
29  
30  
31  
32  
33  
34  
35  
36  
37  
38  
39  
40  
41  
42  
43  
44  
45  
46  
47  
48  
49  
50  
51  
52  
53  
54  
55  
56  
57  
58  
59  
60

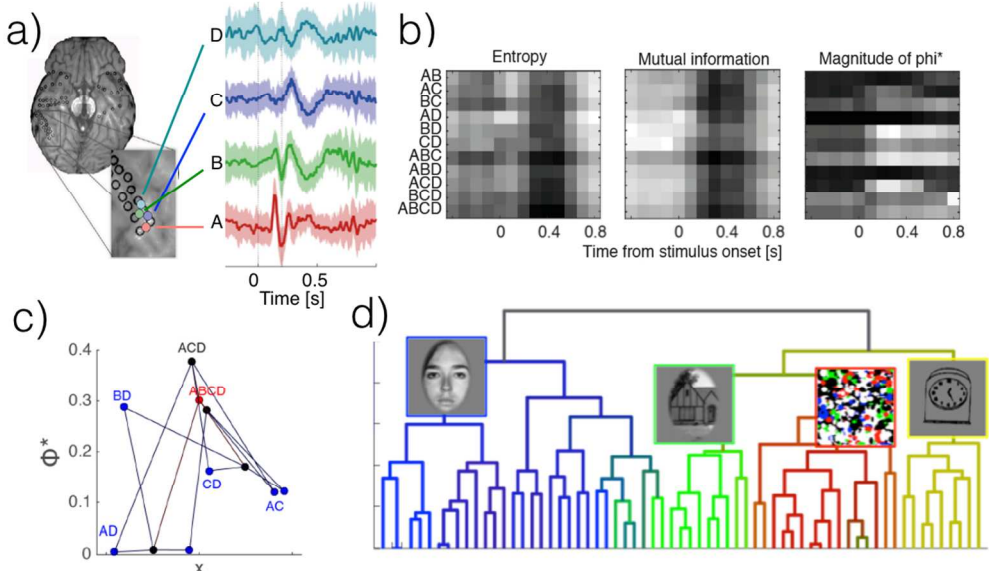


Figure 3

342x200mm (96 x 96 DPI)



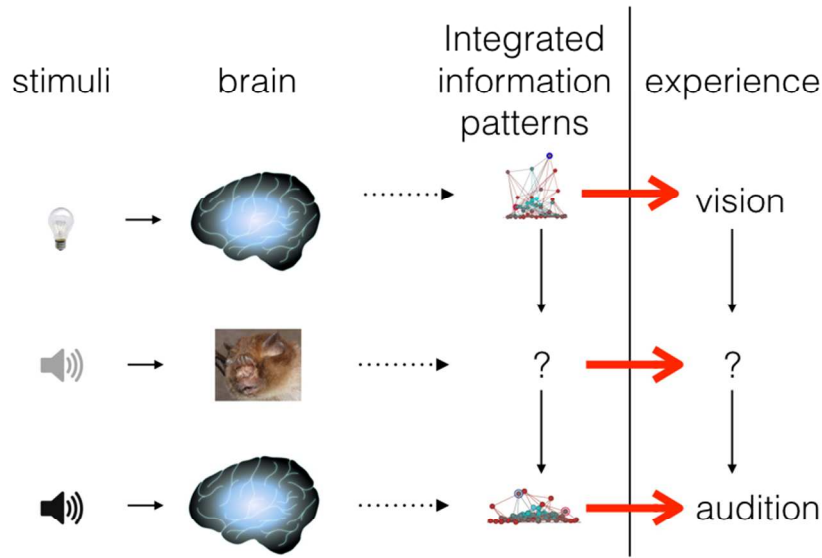


Figure 4

Figure 4. Schematic of how we address the question of bat's consciousness, combining IIT with category theory. Category theory allows us to compare distinctive domains of knowledge, such as structures of conscious experience and patterns of integrated information. If any change in experience changes integrated information pattern and vice versa, a strong relationship of "isomorphism" can be established between them, as IIT proposes (Oizumi et al., 2014). Other than isomorphic relation, category theory offers varying degrees of "similarity" (Tsuchiya et al., 2016). IIT needs to be validated to establish isomorphism between consciousness and mathematical structure across various animals. When that is achieved, similarity of integrated information patterns in bat's echolocation with those for vision, audition or non-conscious processing will be decisive as to the nature of bat's consciousness.

361x270mm (72 x 72 DPI)