

Predictive Analytics for Heart Disease Using Machine Learning

L.Saroj Vamsi Varun¹, M. Saivardhini², P.Srivarsha³, Dr. V V S S Balaram⁴

^{1,2,3}UG Student, Department of Computer Science and Engineering, Anurag University, Hyderabad, Telangana, India.

⁴Assistant Professor, Department of Computer Science and Engineering, Anurag University, Hyderabad, Telangana, India.

Abstract. Heart disease is a major challenge for global health, along with high morbidity and mortality. The earlier it is diagnosed, the better the outcome of the patient given timely intervention. This project employs a form of machine learning to train and create a risk assessment model of heart disease from the user-submitted data. The model employs the Random Forest algorithm, one of the most accurate robust algorithms available. We will use a dataset having patient records, such as age, gender, blood pressure, and others. Other medical indicators. Therefore, data preprocessing and feature selection will be applied to enhance the model performance. The main idea is to design an interactive web application which can provide easy access to predict heart disease risk assessment. Users input health parameters, and the application, developed with Streamlit, indicates an immediate prediction for heart disease risk. The interface can be accessed by anyone without technical backgrounds. After the submission, it will process the data through the machine learning model, and risk assessment will be shown. This immediately outcome gotten from this type of risk assessment may prove to be an early warning for patients as they are encouraged to seek medical evaluation in appropriate times. This project, therefore, aims to bridge the gap that exists between advanced machine learning and an actual setting of practical healthcare where users can be well cared for proactively with their hearts and in an effort to ease the burden of heart diseases through early detection and intervention.

Keywords: Machine Learning, Health Parameters, web Application, Data Preprocessing.

1. INTRODUCTION

The rate of heart diseases has surged in the last couple of years to become one of the deadliest conditions around the globe. Predictive analytics, especially through the application of machine learning techniques, provides a sound opportunity for identifying individuals with high risks and thereafter lowering the risk levels before the occurrence of severe symptoms. The current project therefore assists in this vital cause by designing an easy-to-use, web-based application for predicting the risk of heart disease based on the data regarding health furnished by a user. The application is meant to provide immediate risk assessments in the most accurate form possible, using a model of machine learning, such as a Random Forest algorithm, while also alerting users to seek advice from a doctor when necessary. In doing so, it bridges the gap between advanced medical predictions and daily accessibility by ensuring such crucial health information is easily accessible to an individual and can act proactively in managing heart health.

2. RESEARCH METHODOLOGY

This project predicts heart disease using machine learning, specifically a random forest algorithm. The dataset used in this study is sourced from Kaggle. This section gives a detailed description of the methods used for heart disease prediction. Methodology This section outlines the steps followed, which include data processing, model training, and evaluation.

2.1 Data Collection and Pre-processing

The data collections involve the acquisition of relevant medical attributes in heart disease prediction for this study, which include age, sex, cholesterol levels, and maximum heart rate. The target variable used the presence in form of 1 or absence in the form of 0 of heart disease. Handling missing values was the main process in data pre processing. There were missing values within the given dataset, and imputation has to be carried out as a method in handling missing values using mean/median for continuous variables and mode for categorical variables. Since it is continuous features age, blood pressure, cholesterol and maximum heart rate, it is necessary to uniformly scale them using Standard Scaler. Then, the categorical features involving gender and chest pain type experienced were encoded into numeric ones by one-hot encoding.

2.2 Model Development

The RF model was trained in the basis of predictive of heart disease taking relevant features from the dataset. The method of Random Forest is an ensemble learning method, and it constructs multiple decision trees during the training process by relying on the power of diverse models. Individual trees are trained by a randomly selected subset of data alongside the features so that variability is introduced to prevent over fitting. The final prediction is done through majority voting where each tree feeds into the output; therefore the model should be resilient and robust in capturing complex relations in data. To fine-tune the optimal performance of the model, hyper parameters of the model, number of trees, and maximum depth of each tree were optimized using a grid search cross-validation method. This approach systematically controlled both bias and variance thereby enhancing predictive accuracy in determining the presence of heart disease.

2.3 Training and Testing a Model

The data were divided into two subsets, a training set with a ratio of 80%, and the remaining 20% was set to use for testing purposes. This allowed the model to train on the content of the training set without using the other part, reserved for testing the model. The training of the Random Forest model was done using the training data set. The performance of the model was tested using the test set. The accuracy is the general ability of the Random Forest model to classify instances relevant to heart disease, in which this measure is represented as the proportion of times the model was correct. Precision is a measure of the confidence level of the model's positive predictions; that is, the ratio of true positives to the sum of true positives and false positives. Recall measures how good the model is to identify true positives with regard to the actual cases of heart disease. The F1 Score is the balance between precision and recall, especially when your data are unbalanced. It is one value that reflects the trade-off between the two. To avoid over fitting, there's hyper parameter tuning applied and then cross-validation; after that, it guarantees that the model generalizes well to unseen data, thus not attempting to learn the noise in the training set. In any case, all metrics guide tuning in the model's predictive capabilities.

2.4 Web Application Development

To deploy the model, a web application was developed in Streamlit-a Python-based framework for creating interactive web apps. It begins with the header that introduces the app and subsequently includes a sidebar for user input where details such as age, sex, cholesterol levels and other relevant attributes of an individual are entered. The interface loads the model's expected columns and preprocesses the input data by carrying one-hot encoding out for categorical variables. Then, the pre-trained machine learning model is loaded and predictions are made using the processed data. The web app will show whether a person is predicted to have heart disease along with its probability. It also calculates the probability of heart disease along with their risk which could be high, moderate, or low, and recommends the results to the users accordingly. This enables a readable interface to review heart disease probabilities through medical record reviews.

3.THEORY AND CALCULATION

It makes use of diverse types of machine learning algorithms, which predict heart disease based on the patterns within the health data, are informed predictions regarding the well-being of a patient. The main reason for using Random Forest includes an ability to handle nonlinear relationships well, besides offering robustness. This is a style of ensemble learning where it constructs several decision trees during training. Every decision tree is determined by the model based on a random subset of the training data as well as the specific features. This enables the model to exploit an extremely wide range of diversified patterns as well as interactions among the features. The outputs from multiple decision trees are then merged to provide Random Forest, which enhances predictive accuracy and allows control over over fitting, especially useful for complex datasets such as those concerning heart disease prediction.

Actually, the building block of the ensemble is a decision tree-the core theoretical idea behind Random Forest. In simple words, a decision tree basically works exactly like a tree-like model that splits data into different categories based on the values of features so as to classify instances accordingly. The tree has each node as some feature of interest and a branch represents a decision rule leading to a leaf node containing the final prediction outcome. In addition to that, Random Forest utilizes a technique called Bootstrap Aggregation, normally referred to as bagging. The use of bagging helps to train individual decision trees on a randomly

chosen subset of training data. This reduces the variance generally and will work toward improving the overall performance of the whole model. This approach only increases the robustness of predictions as well as reduces the overfitting possibilities, thus ensuring that the model would generalize nicely to unseen data. After training the model, its performance is accessed via accuracy, precision, recall, and the F1-score, all together indicating how good the fit is.

Mathematical Expression and Symbols

Several math expressions and symbols are used to describe a number of processes related to model training and evaluation.

- Random Forest, is an ensemble method that combines multiple decision trees. The prediction is the majority vote or average from all decision trees. Mathematically, this can be represented as:

$$h(X) = \frac{1}{T} \sum_{t=1}^T h_t(X)$$

$$t=1$$

- After training, the model's performance is evaluated using accuracy, precision, recall, and F1-score. Accuracy is calculated as:

$$\text{Accuracy} = \frac{\text{Number of Correct Predictions}}{\text{Total Predictions}}$$

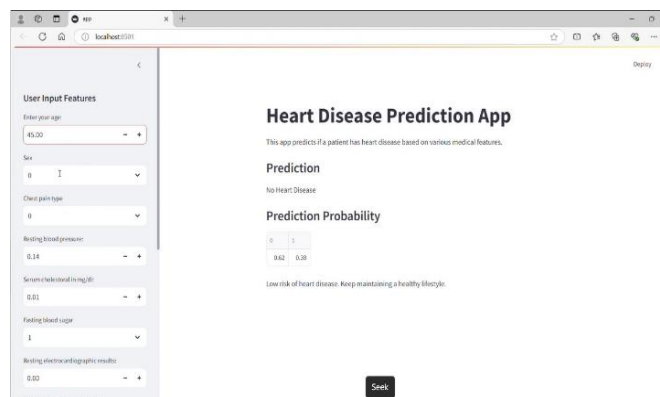
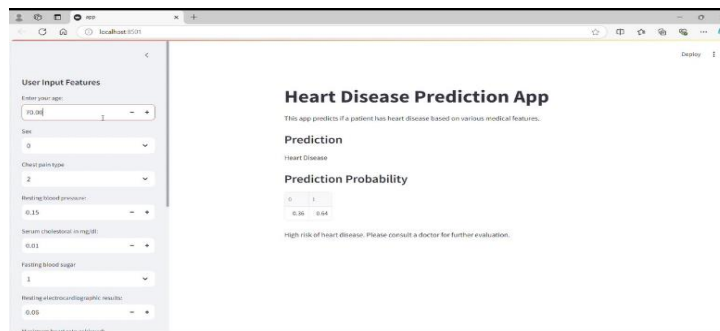
- Precision and recall are calculated based on true positives (TP), false positives (FP), and false negatives (FN):

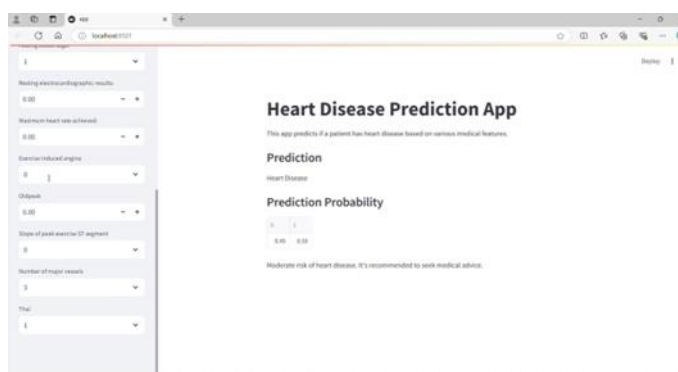
$$\text{Precision} = \frac{TP}{TP+FP} \quad \text{and} \quad \text{Recall} = \frac{TP}{TP+FN}$$

- The F1-score, which balances precision and recall, is given by:

$$\text{F1 Score} = 2 * \frac{\text{Precision} * \text{Recall}}{\text{Precision} + \text{Recall}}$$

4.RESULTS AND DISCUSSION





This model of heart disease prediction, basically with the use of the Random forest algorithm, produced results that were strong enough to classify patients based on their attributes into different classes such that it could be able to differentiate between individuals with and those without heart disease, with an accuracy of about 90%. Further incremental increases in precision and recall values gave very promising results with good ratios of true positives against most true cases, and low counts of false positives. Such is a kind of more important performance because such performance indicates that the model actually can make informed predictions, which may be very crucial in this clinical decision-making.

F1 score wise, the evaluation metric indicates that besides the good performance of the model of Random Forest at a high level of overall accuracy, it also happens to be in good balance in the precision and the recall. Models containing an aggregate of various decision trees through ensemble learning help a model handle nonlinear relationships, hence minimize the chances of over-fitting. This becomes very useful in the manipulation of high-dimensional medical data where interactions of variables could be complex leading to heart disease outcomes. Bagging within the random forest application translates to bootstrap aggregation contributing to predictions by an application that has aspects of creating robustness and generalization. Such findings have high implications for healthcare professionals.

This model for heart disease prediction can be very resourceful in the early detection and evaluation of risk factors, leading to timely intervention and care for each patient. Such an assessment of features of a patient above in relation to age, cholesterol levels, and blood pressure can thus make use of this model in an all-round examination of risk factors of heart disease. However, the more it should be tried out on larger and far more expansive databases which then should make it quite robust and reliable for populations with diverse demographics. Overall, this study underlines the possibility of machinery learning to help access better management of cardiovascular health and proactive healthcare practices.

5.CONCLUSION

Indeed, the study succeeds in demonstrating the feasibility of machine learning techniques, for example, the Random Forest algorithm, to the problem of heart disease prediction using critical medical features. The model realized high accuracy that reflects its capability to discriminate between patients with and without heart disease, thus making it a valuable clinical decision-making instrument. By using ensemble learning and bootstrap aggregation techniques, the model minimized overfitting and yielded enhanced robustness on high-dimensional data. Precision and recall evaluation metrics also pointed toward the answer, with the model performing well to have minimal false positives but identify actual cases. This research contributes to early detection strategies but also better personal patient care within cardiovascular health. Future work will include adding additional variables to the dataset and comparing several different machine learning

algorithms to make predictions even more accurate. In general, these results suggest major empirical potential for data-driven approaches to advance healthcare outcomes and optimize patient management for heart disease.

6. DECLARATIONS

6.1 Study Limitations

The study on heart disease prediction using machine learning faced limitations such as model's accuracy depends on input data quality, with Random Forest requiring careful hyperparameter tuning.

6.2 Funding Source

None.

6.3 Acknowledgements

I would like to thank my guide and the Head of the Department at Anurag University, for encouragement and invaluable guidance throughout this piece of research work, whose motivation and insights have been instrumental in bringing this project successfully to completion.

6.4 Informed Consent

All respondents have been given permission to participate in these research-based studies with their informed consent regarding the purpose of the study, the procedures followed and the application of their data for publication in this work.

REFERENCES

1. Ramakrishna, C., Kumar, G. K., Reddy, A. M., & Ravi, P. (2018). A Survey on various IoT Attacks and its Countermeasures. *International Journal of Engineering Research in Computer Science and Engineering (IJERCSE)*, 5(4), 143-150.
2. Ramakrishna, C., Kumar, G. S., & Reddy, P. C. S. (2021). Quadruple band-notched compact monopole UWB antenna for wireless applications. *Journal of Electromagnetic Engineering and Science*, 21(5), 406-416.
3. Rasineni, G. K., Guha, A., & Reddy, A. R. (2013). Elevated CO₂ atmosphere significantly increased photosynthesis and productivity in a fast growing tree species, *Gmelina arborea* Roxb. *Climate Change and Environmental Sustainability*, 1(1), 81-94.
4. Ramaiah, M., Chithanuru, V., Padma, A., & Ravi, V. (2022). A review of security vulnerabilities in industry 4.0 application and the possible solutions using blockchain. *Cyber Security Applications for Industry 4.0*, 63-95.
5. Chithanuru, V., & Ramaiah, M. (2023). An anomaly detection on blockchain infrastructure using artificial intelligence techniques: Challenges and future directions—A review. *Concurrency and Computation: Practice and Experience*, 35(22), e7724.
6. Padma, A., Chithanuru, V., Uppamma, P., & VishnuKumar, R. (2024). Exploring Explainable AI in Healthcare: Challenges and Future Directions. In *Analyzing Explainable AI in Healthcare and the Pharmaceutical Industry* (pp. 199-233). IGI Global.
7. Mahammad, F. S., Viswanatham, V. M., Tahseen, A., Devi, M. S., & Kumar, M. A. (2024, July). Key distribution scheme for preventing key reinstallation attack in wireless networks. In *AIP Conference Proceedings* (Vol. 3028, No. 1). AIP Publishing.
8. Tahseen, A., Shailaja, S. R., & Ashwini, Y. (2023, December). Security-Aware Information Classification Using Attributes Extraction for Big Data Cyber Security Analytics. In *International Conference on Advances in Computational Intelligence and Informatics* (pp. 365-373). Singapore: Springer Nature Singapore.
9. Tahseen, A., Shailaja, S. R., & Ashwini, Y. Extraction for Big Data Cyber Security Analytics. *Advances in Computational Intelligence and Informatics: Proceedings of ICACII 2023*, 993, 365.

10. Murthy, G. V. L. N., Kavya, K. S., Krishna, A. V., & Ganesh, B. (2016). Chemical stabilization of sub-grade soil with gypsum and NaCl. *International Journal of Advances in Engineering & Technology*, 9(5), 569.
11. Murthy, G. V. K., Sivanagaraju, S., Satyanarayana, S., & Rao, B. H. (2014). Voltage stability analysis of radial distribution networks with distributed generation. *International Journal on Electrical Engineering and Informatics*, 6(1), 195.
12. Murthy, G. V. K., Sivanagaraju, S. S., & Rao, B. H. (2012). Artificial bee colony algorithm for distribution feeder reconfiguration with distributed generation. *International Journal of Engineering Sciences & Emerging Technologies*, 3(2), 50-59.
13. Mallikarjunaswamy, M. C., & Murthy, G. V. K. (1997). Antibio gram of bacterial pathogens isolated from bovine subclinical mastitis cases.
14. Banerjee, D. C., Krishna, K. V. G., Murthy, G. V. G. K., Srivastava, S. K., & Sinha, R. P. (1994). Occurrence of Spodumene in the Rare Metal-Bearing Pegmatites of Mariagalla-Allapatna Area, Mandya Dist., Karnataka. *Journal Geological Society of India*, 44(2), 127-139.
15. Murthy, G., and R. Shankar. "Composite Fermions." (1998): 254-306.
16. Mahalakshmi, A., Goud, N. S., & Murthy, G. V. (2018). A survey on phishing and it's detection techniques based on support vector method (Svm) and software defined networking (sdn). *International Journal of Engineering and Advanced Technology*, 8(2), 498-503.
17. Murthy, G., & Shankar, R. (2002). Semiconductors II-Surfaces, interfaces, microstructures, and related topics-Hamiltonian theory of the fractional quantum Hall effect: Effect of Landau level mixing. *Physical Review-Section B-Condensed Matter*, 65(24), 245309-245309.
18. Murthy, G. V. K., Sivanagaraju, S., Satyanarayana, S., & Rao, B. H. (2014). Optimal placement of DG in distribution system to mitigate power quality disturbances. *International Journal of Electrical and Computer Engineering*, 7(2), 266-271.
19. Muraleedharan, K., Raghavan, R., Murthy, G. V. K., Murthy, V. S. S., Swamy, K. G., & Prasanna, T. (1989). An investigation on the outbreaks of pox in buffaloes in Karnataka.
20. Ramasamy, L. K., Khan, F., Shah, M., Prasad, B. V. V. S., Iwendi, C., & Biamba, C. (2022). Secure smart wearable computing through artificial intelligence-enabled internet of things and cyber-physical systems for health monitoring. *Sensors*, 22(3), 1076.
21. Edeh, M. O., Dalal, S., Obagbuwa, I. C., Prasad, B. S., Ninoria, S. Z., Wajid, M. A., & Adesina, A. O. (2022). Bootstrapping random forest and CHAID for prediction of white spot disease among shrimp farmers. *Scientific Reports*, 12(1), 20876.
22. Onyema, E. M., Balasubaramanian, S., Iwendi, C., Prasad, B. S., & Edeh, C. D. (2023). Remote monitoring system using slow-fast deep convolution neural network model for identifying anti-social activities in surveillance applications. *Measurement: Sensors*, 27, 100718.
23. Imoize, A. L., Islam, S. M., Poongodi, T., Kumar, R. L., & Prasad, B. S. (Eds.). (2023). *Unmanned Aerial Vehicle Cellular Communications*. Springer International Publishing.
24. Syed, S. A., & Prasad, B. V. V. S. (2019, April). Merged technique to prevent SYBIL Attacks in VANETs. In *2019 International Conference on Computer and Information Sciences (ICCIS)* (pp. 1-6). IEEE.
25. Prasad, B. V. V. S., & Angel, S. (2014). Predicting future resource requirement for efficient resource management in cloud. *International Journal of Computer Applications*, 101(15), 19-23.
26. Prasad, B. S., Gupta, S., Borah, N., Dineshkumar, R., Lautre, H. K., & Mouleswararao, B. (2023). Predicting diabetes with multivariate analysis an innovative KNN-based classifier approach. *Preventive Medicine*, 174, 107619.
27. Khan, F., Siva Prasad, B. V. V., Syed, S. A., Ashraf, I., & Ramasamy, L. K. (2022). An efficient, ensemble-based classification framework for big medical data. *Big Data*, 10(2), 151-160.
28. Ali, S. S., & Prasad, B. V. V. S. (2017). Secure and energy aware routing protocol (SEARP) based on trust-factor in Mobile Ad-Hoc networks. *Journal of Statistics and Management Systems*, 20(4), 543-551.
29. Narayana, M. S., Prasad, B. V. V. S., Srividhya, A., & Reddy, K. P. R. (2011). Data mining machine learning techniques—A study on abnormal anomaly detection system. *International Journal of Computer Science and Telecommunications*, 2(6).
30. Balram, G., & Kumar, K. K. (2022). Crop field monitoring and disease detection of plants in smart agriculture using internet of things. *International Journal of Advanced Computer Science and Applications*, 13(7).
31. Balram, G., & Kumar, K. K. (2018). Smart farming: Disease detection in crops. *Int. J. Eng. Technol*, 7(2.7), 33-36.
32. Balram, G., Rani, G. R., Mansour, S. Y., & Jafar, A. M. (2001). Medical management of otitis media with effusion. *Kuwait Medical Journal*, 33(4), 317-319.

33. Balram, G., Anitha, S., & Deshmukh, A. (2020, December). Utilization of renewable energy sources in generation and distribution optimization. In *IOP Conference Series: Materials Science and Engineering* (Vol. 981, No. 4, p. 042054). IOP Publishing.
34. Hnamte, V., & Balram, G. (2022). Implementation of Naive Bayes Classifier for Reducing DDoS Attacks in IoT Networks. *Journal of Algebraic Statistics*, 13(2), 2749-2757.
35. Prasad, P. S., & Rao, S. K. M. (2017). HIASA: Hybrid improved artificial bee colony and simulated annealing based attack detection algorithm in mobile ad-hoc networks (MANETs). *Bonfring International Journal of Industrial Engineering and Management Science*, 7(2), 01-12.
36. Prasad, P. S., & Rao, S. K. M. (2017). A Survey on Performance Analysis of Manets Under Security Attacks. *network*, 6(7).
37. Keshamma, E., Rohini, S., Sankara Rao, K., Madhusudhan, B., & Udaya Kumar, M. (2008). Tissue culture-independent in planta transformation strategy: an *Agrobacterium tumefaciens*-mediated gene transfer method to overcome recalcitrance in cotton (*Gossypium hirsutum* L.). *Journal of cotton science*, 12(3), 264-272.
38. Sundaresha, S., Manoj Kumar, A., Rohini, S., Math, S. A., Keshamma, E., Chandrashekar, S. C., & Udayakumar, M. (2010). Enhanced protection against two major fungal pathogens of groundnut, *Cercospora arachidicola* and *Aspergillus flavus* in transgenic groundnut over-expressing a tobacco β 1–3 glucanase. *European journal of plant pathology*, 126, 497-508.
39. Keshamma, E., Sreevathsa, R., Manoj Kumar, A., Kumar, A., Kumar, A. R. V., Madhusudhan, B., & Udaya Kumar, M. (2008). A chimeric cry1X gene imparts resistance to *Spodoptera litura* (Fabricus) and *Helicoverpa armigera* (Hubner) in transgenic groundnut. *Eur J Biosci*, 2, 53-65.
40. Keshamma, E., Rohini, S., Rao, K. S., Madhusudhan, B., & Kumar, M. U. (2008). Molecular biology and physiology tissue culture-independent In Planta transformation strategy: an *Agrobacterium tumefaciens*-mediated gene transfer method to overcome recalcitrance in cotton (*Gossypium hirsutum* L.). *J Cotton Sci*, 12, 264-272.
41. Nelson, V. K., Nuli, M. V., Ausali, S., Gupta, S., Sanga, V., Mishra, R., ... & Jha, N. K. (2024). Dietary Anti-inflammatory and Anti-bacterial medicinal Plants and its compounds in Bovine mastitis associated impact on human life: A Comprehensive Review. *Microbial Pathogenesis*, 106687.
42. Chary, S. S., Bhikshapathi, D. V. R. N., Vamsi, N. M., & Kumar, J. P. (2024). Optimizing Entrectinib Nanosuspension: Quality by Design for Enhanced Oral Bioavailability and Minimized Fast-Fed Variability. *BioNanoScience*, 1-19.
43. Kumar, J. P., Ismail, Y., Reddy, K. T. K., Panigrahy, U. P., Shanmugasundaram, P., & Babu, M. K. (2022). PACLITAXEL NANOSPONGES' FORMULA AND IN VITRO EVALUATION. *Journal of Pharmaceutical Negative Results*, 2733-2740.
44. NULI, M., KUMAR, J. P., KORNI, R., & PUTTA, S. (2024). Cadmium Toxicity: Unveiling the Threat to Human Health. *Indian Journal of Pharmaceutical Sciences*, 86(5).
45. Mohammed, M. A., Fatma, G., Akhila, K. P., & Sarwar, S. DISCUSSION ON THE ROLE OF VIDEO GAMES IN CHILDHOOD STUDYING.
46. Labhane, S., Akhila, K. P., Rane, A. M., Siddiqui, S., Mirshad Rahman, T. M., & Srinivasan, K. (2023). Online Teaching at Its Best: Merging Instructions Design with Teaching and Learning Research; An Overview. *Journal of Informatics Education and Research*, 3(2).
47. KP, A., & John, J. (2021). The Impact Of COVID-19 On Children And Adolescents: An Indianperspectives And Reminiscent Model. *Int. J. of Aquatic Science*, 12(2), 472-482.
48. John, J., & Akhila, K. P. (2019). Deprivation of Social Justice among Sexually Abused Girls: A Background Study.
49. Sheta, S. V. (2022). A Comprehensive Analysis of Real-Time Data Processing Architectures for High-Throughput Applications. *International Journal of Computer Engineering and Technology*, 13(2), 175-184.
50. Sheta, S. V. (2022). A study on blockchain interoperability protocols for multi-cloud ecosystems. *International Journal of Information Technology and Electrical Engineering (IJITEE)-UGC Care List Group-I*, 11(1), 1-11.
51. Khadse, S. P., & Ingle, S. D. (2011, February). Hydrogeological framework and estimation of aquifer hydraulic parameters using geoelectrical data in the Bhuleshwari river basin, Amravati District, Maharashtra. In *National Conference on Geology and Mineral Resources of India, Aurangabad* (pp. 11-12).
52. Ingle, S. D. Monitoring and Modeling Approaches for Evaluating Managed Aquifer Recharge (MAR) Performance.
53. Ingle, S. D., & Tohare, S. P. (2022). Geological investigation in the Bhuleshwari River Basin, Amravati District, Maharashtra. *World Journal of Advanced Research and Reviews*, 16(3), 757-766.

54. Ingle, S. D. Hydrogeological Investigations in the Bhuleshwari River Basin with Emphasis on Groundwater Management Amravati District Maharashtra.
55. Thatikonda, R., Vaddadi, S. A., Arnepalli, P. R. R., & Padthe, A. (2023). Securing biomedical databases based on fuzzy method through blockchain technology. *Soft Computing*, 1-9.
56. Yendluri, D. K., Ponnala, J., Tatikonda, R., Kempanna, M., Thatikonda, R., & Bhuvanesh, A. (2023, November). Role of RPA & AI in Optimizing Network Field Services. In *2023 7th International Conference on Computation System and Information Technology for Sustainable Solutions (CSITSS)* (pp. 1-6). IEEE.
57. Vishwakarma, S., Goswami, R. S., Nayudu, P. P., Sekhar, K. R., Arnepalli, P. R. R., Thatikonda, R., & Abdel-Rehim, W. M. (2023). Secure federated learning architecture for fuzzy classifier in healthcare environment. *Soft Computing*, 1-12.
58. Thatikonda, R., Padthe, A., Vaddadi, S. A., & Arnepalli, P. R. R. (2023). Effective Secure Data Agreement Approach-based cloud storage for a healthcare organization. *International Journal of Smart Sensor and Adhoc Network*, 3(4).
59. Reddy, B. A., & Reddy, P. R. S. (2012). Effective data distribution techniques for multi-cloud storage in cloud computing. *CSE, Anurag Group of Institutions, Hyderabad, AP, India*.
60. Srilatha, P., Murthy, G. V., & Reddy, P. R. S. (2020). Integration of Assessment and Learning Platform in a Traditional Class Room Based Programming Course. *Journal of Engineering Education Transformations*, 33(Special Issue).
61. Reddy, P. R. S., & Ravindranadh, K. (2019). An exploration on privacy concerned secured data sharing techniques in cloud. *International Journal of Innovative Technology and Exploring Engineering*, 9(1), 1190-1198.
62. Reddy, P. R. S., Bhoga, U., Reddy, A. M., & Rao, P. R. (2017). OER: Open Educational Resources for Effective Content Management and Delivery. *Journal of Engineering Education Transformations*, 30(3).
63. Rao, P. R., Kumar, K. H., & Reddy, P. R. S. (2012). Query decomposition and data localization issues in cloud computing. *International Journal*, 2(9).
64. Madhuri, K., Viswanath, N. K., & Gayatri, P. U. (2016, November). Performance evaluation of AODV under Black hole attack in MANET using NS2. In *2016 international conference on ICT in Business Industry & Government (ICTBIG)* (pp. 1-3). IEEE.
65. Koor, M., Durairaj, M., Karyakarte, M. S., Hussain, M. Z., Ashraf, M., & Maguluri, L. P. (2024). Sensor-enhanced wearables and automated analytics for injury prevention in sports. *Measurement: Sensors*, 32, 101054.
66. Rao, N. R., Koor, M., Kishor Kumar, G. N., & Parameswari, D. V. L. (2023). Security and privacy in smart farming: challenges and opportunities. *International Journal on Recent and Innovation Trends in Computing and Communication*, 11(7 S).
67. Madhuri, K. (2023). Security Threats and Detection Mechanisms in Machine Learning. *Handbook of Artificial Intelligence*, 255.
68. Madhuri, K. (2022). A New Level Intrusion Detection System for Node Level Drop Attacks in Wireless Sensor Network. *Journal of Algebraic Statistics*, 13(1), 159-168.
69. Latha, S. B., Dastagiraiah, C., Kiran, A., Asif, S., Elangovan, D., & Reddy, P. C. S. (2023, August). An Adaptive Machine Learning model for Walmart sales prediction. In *2023 International Conference on Circuit Power and Computing Technologies (ICCPCT)* (pp. 988-992). IEEE.
70. Dastagiraiah, C., Krishna Reddy, V., & Pandurangarao, K. V. (2018). Dynamic load balancing environment in cloud computing based on VM ware off-loading. In *Data Engineering and Intelligent Computing: Proceedings of IC3T 2016* (pp. 483-492). Springer Singapore.
71. Dastagiraiah, C., Reddy, V. K., & Pandurangarao, K. V. (2016). Evaluation of various VM based load balancing procedures in cloud environment. *International Journal of Engineering and Technology*, 8(2), 845-851.
72. Rao, K. R., Kumari, M. S., Eklarker, R., Reddy, P. C. S., Muley, K., & Burugari, V. K. (2024, February). An Adaptive Deep Learning Framework for Prediction of Agricultural Yield. In *2024 International Conference on Integrated Circuits and Communication Systems (ICICACS)* (pp. 1-6). IEEE.
73. Dastagiraiah, C., & Reddy, V. K. (2022). Novel Machine Learning Methodology In Resource Provisioning For Forecasting Of Workload In Distributed Cloud Environment. *Journal Of Theoretical and Applied Information Technology*, 100(10).
74. Acharjee, P. B., Kumar, M., Krishna, G., Raminenei, K., Ibrahim, R. K., & Alazzam, M. B. (2023, May). Securing International Law Against Cyber Attacks through Blockchain Integration. In *2023 3rd International Conference on Advance Computing and Innovative Technologies in Engineering (ICACITE)* (pp. 2676-2681). IEEE.

75. Ramineni, K., Reddy, L. K. K., Ramana, T. V., & Rajesh, V. (2023, July). Classification of Skin Cancer Using Integrated Methodology. In *International Conference on Data Science and Applications* (pp. 105-118). Singapore: Springer Nature Singapore.
76. Sravan, K., Gunakar Rao, L., Ramineni, K., Rachapalli, A., & Mohmmad, S. (2023, July). Analyze the Quality of Wine Based on Machine Learning Approach. In *International Conference on Data Science and Applications* (pp. 351-360). Singapore: Springer Nature Singapore.
77. LAASSIRI, J., EL HAJJI, S. A. I. D., BOUHDADI, M., AOUDE, M. A., JAGADISH, H. P., LOHIT, M. K., ... & KHOLLADI, M. (2010). Specifying Behavioral Concepts by engineering language of RM-ODP. *Journal of Theoretical and Applied Information Technology*, 15(1).
78. Ramineni, K., Harshith Reddy, K., Sai Thrikoteshwara Chary, L., Nikhil, L., & Akanksha, P. (2024, February). Designing an Intelligent Chatbot with Deep Learning: Leveraging FNN Algorithm for Conversational Agents to Improve the Chatbot Performance. In *World Conference on Artificial Intelligence: Advances and Applications* (pp. 143-151). Singapore: Springer Nature Singapore.
79. Selvan, M. Arul, and S. Miruna Joe Amali. "RAINFALL DETECTION USING DEEP LEARNING TECHNIQUE." (2024).
80. Selvan, M. Arul. "Fire Management System For Indutrial Safety Applications." (2023).
81. Selvan, M. A. (2023). A PBL REPORT FOR CONTAINMENT ZONE ALERTING APPLICATION.
82. Selvan, M. A. (2023). CONTAINMENT ZONE ALERTING APPLICATION A PROJECT BASED LEARNING REPORT.
83. Selvan, M. A. (2021). Robust Cyber Attack Detection with Support Vector Machines: Tackling Both Established and Novel Threats.
84. Tambi, Varun Kumar, and Nishan Singh. "A Comparison of SQL and NO-SQL Database Management Systems for Unstructured Data."
85. Tambi, V. K., & Singh, N. A Comprehensive Empirical Study Determining Practitioners' Views on Docker Development Difficulties: Stack Overflow Analysis.
86. Tambi, V. K., & Singh, N. Evaluation of Web Services using Various Metrics for Mobile Environments and Multimedia Conferences based on SOAP and REST Principles.
87. Tambi, V. K., & Singh, N. Developments and Uses of Generative Artificial Intelligence and Present Experimental Data on the Impact on Productivity Applying Artificial Intelligence that is Generative.
88. Tambi, V. K., & Singh, N. A New Framework and Performance Assessment Method for Distributed Deep Neural Network-Based Middleware for Cyberattack Detection in the Smart IoT Ecosystem.
89. Tambi, Varun Kumar, and Nishan Singh. "Creating J2EE Application Development Using a Pattern-based Environment."
90. Tambi, Varun Kumar, and Nishan Singh. "New Applications of Machine Learning and Artificial Intelligence in Cybersecurity Vulnerability Management."
91. Tambi, V. K., & Singh, N. Assessment of Possible REST Web Service Description for Hypermedia-Focused Graph-Based Service Discovery.
92. Tambi, V. K., & Singh, N. Analysing Anomaly Process Detection using Classification Methods and Negative Selection Algorithms.
93. Tambi, V. K., & Singh, N. Analysing Methods for Classification and Feature Extraction in AI-based Threat Detection.
94. Arora, P., & Bhardwaj, S. Mitigating the Security Issues and Challenges in the Internet of Things (IOT) Framework for Enhanced Security.
95. Arora, P., & Bhardwaj, S. Research on Various Security Techniques for Data Protection in Cloud Computing with Cryptography Structures.
96. Arora, P., & Bhardwaj, S. Examining Cloud Computing Data Confidentiality Techniques to Achieve Higher Security in Cloud Storage.
97. Arora, P., & Bhardwaj, S. Techniques to Implement Security Solutions and Improve Data Integrity and Security in Distributed Cloud Computing.
98. Arora, P., & Bhardwaj, S. Integrating Wireless Sensor Networks and the Internet of Things: A Hierarchical and Security-based Analysis.
99. Arora, P., & Bhardwaj, S. Using Knowledge Discovery and Data Mining Techniques in Cloud Computing to Advance Security.
100. Arora, P., & Bhardwaj, S. (2021). Methods for Threat and Risk Assessment and Mitigation to Improve Security in the Automotive Sector. *Methods*, 8(2).
101. Arora, P., & Bhardwaj, S. A Thorough Examination of Privacy Issues using Self-Service Paradigms in the Cloud Computing Context.
102. Arora, P., & Bhardwaj, S. (2020). Research on Cybersecurity Issues and Solutions for Intelligent Transportation Systems.

103. Arora, P., & Bhardwaj, S. (2019). The Suitability of Different Cybersecurity Services to Stop Smart Home Attacks.
104. Khan, A. (2020). Formulation and Evaluation of Flurbiprofen Solid Dispersions using Novel Carriers for Enhancement of Solubility. *Asian Journal of Pharmaceutics (AJP)*, 14(03).
105. Shaik, R. (2023). Anti-Parkinsonian Effect Of Momordica Dioica On Haloperidol Induced Parkinsonism In Wistar Rats. *Journal of Pharmaceutical Negative Results*, 69-81.
106. Selvan, M. A. (2023). INDUSTRY-SPECIFIC INTELLIGENT FIRE MANAGEMENT SYSTEM.
107. Selvan, M. Arul. "PHISHING CONTENT CLASSIFICATION USING DYNAMIC WEIGHTING AND GENETIC RANKING OPTIMIZATION ALGORITHM." (2024).
108. Selvan, M. Arul. "Innovative Approaches in Cardiovascular Disease Prediction Through Machine Learning Optimization." (2024).
109. FELIX, ARUL SELVAN M. Mr D., and XAVIER DHAS Mr S. KALAIVANAN. "Averting Eavesdrop Intrusion in Industrial Wireless Sensor Networks."
110. Sekhar, P. R., & Sujatha, B. (2020, July). A literature review on feature selection using evolutionary algorithms. In *2020 7th International Conference on Smart Structures and Systems (ICSSS)* (pp. 1-8). IEEE.
111. Sekhar, P. R., & Sujatha, B. (2023). Feature extraction and independent subset generation using genetic algorithm for improved classification. *Int. J. Intell. Syst. Appl. Eng*, 11, 503-512.
112. Sekhar, P. R., & Goud, S. (2024). Collaborative Learning Techniques in Python Programming: A Case Study with CSE Students at Anurag University. *Journal of Engineering Education Transformations*, 38(Special Issue 1).
113. Pesaramelli, R. S., & Sujatha, B. (2024, March). Principle correlated feature extraction using differential evolution for improved classification. In *AIP Conference Proceedings* (Vol. 2919, No. 1). AIP Publishing.
114. Amarnadh, V., & Moparthy, N. R. (2023). Comprehensive review of different artificial intelligence-based methods for credit risk assessment in data science. *Intelligent Decision Technologies*, 17(4), 1265-1282.
115. Amarnadh, V., & Moparthy, N. R. (2024). Prediction and assessment of credit risk using an adaptive Binarized spiking marine predators' neural network in financial sector. *Multimedia Tools and Applications*, 83(16), 48761-48797.
116. Amarnadh, V., & Moparthy, N. R. (2024). Range control-based class imbalance and optimized granular elastic net regression feature selection for credit risk assessment. *Knowledge and Information Systems*, 1-30.
117. Amarnadh, V., & Akhila, M. (2019, May). RETRACTED: Big Data Analytics in E-Commerce User Interest Patterns. In *Journal of Physics: Conference Series* (Vol. 1228, No. 1, p. 012052). IOP Publishing.
118. Amarnadh, V., & Moparthy, N. (2023). Data Science in Banking Sector: Comprehensive Review of Advanced Learning Methods for Credit Risk Assessment. *International Journal of Computing and Digital Systems*, 14(1), 1-xx.